



High Performance Cutting

MAX Series

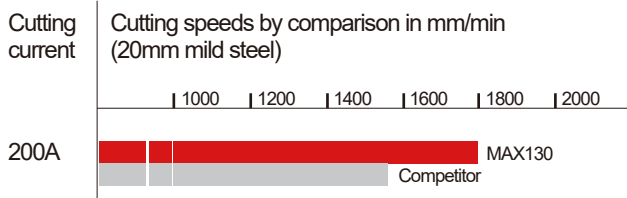
High Definition Oxygen/Air/N₂/H₃₅ Plasma cutting system with Extra Productivity



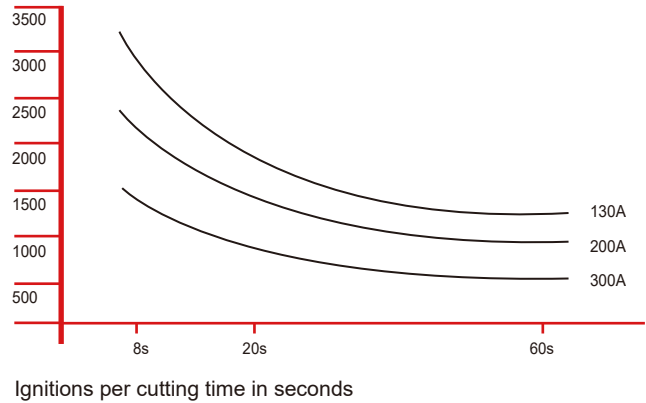
Better Quality | Higher Cutting Speed | Long Lifetime | Low Costs

Maximized Productivity

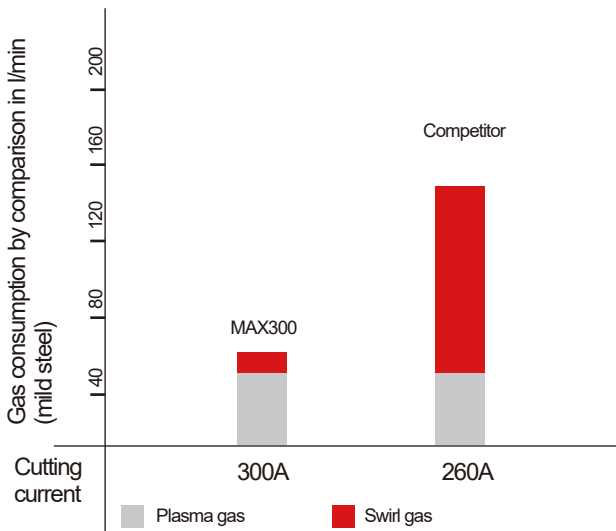
- MAX Series provides faster cutting speed to maximize productivity.
- Engineered with 100% duty cycle for the most demanding production environments.



Long-life Consumables



Efficient Gas Supply



Superior Cutting Performance



Optimized gas parameters are set and controlled by the software. With Oxygen/Air/N₂/H₃₅ plasma gas, the MAX Series plasma cutting system achieves impressive cut speeds, consistent cut quality and exceptional consumable life.

Cutting Capacity

	MAX130	MAX200	MAX300	MAX400
Mild steel cut capacity	Thickness	Thickness	Thickness	Thickness
Dross free*	20mm	32mm	40mm	50mm
Production pierce	25mm	38mm	50mm	60mm
Maximum cutting capacity	50mm	60mm	70mm	80mm

* Feature and material type can influence dross free performance.

Typical Cutting Sample



MS 20 mm, Oxygen/Air, Speed 1200 mm/min, by MAX130

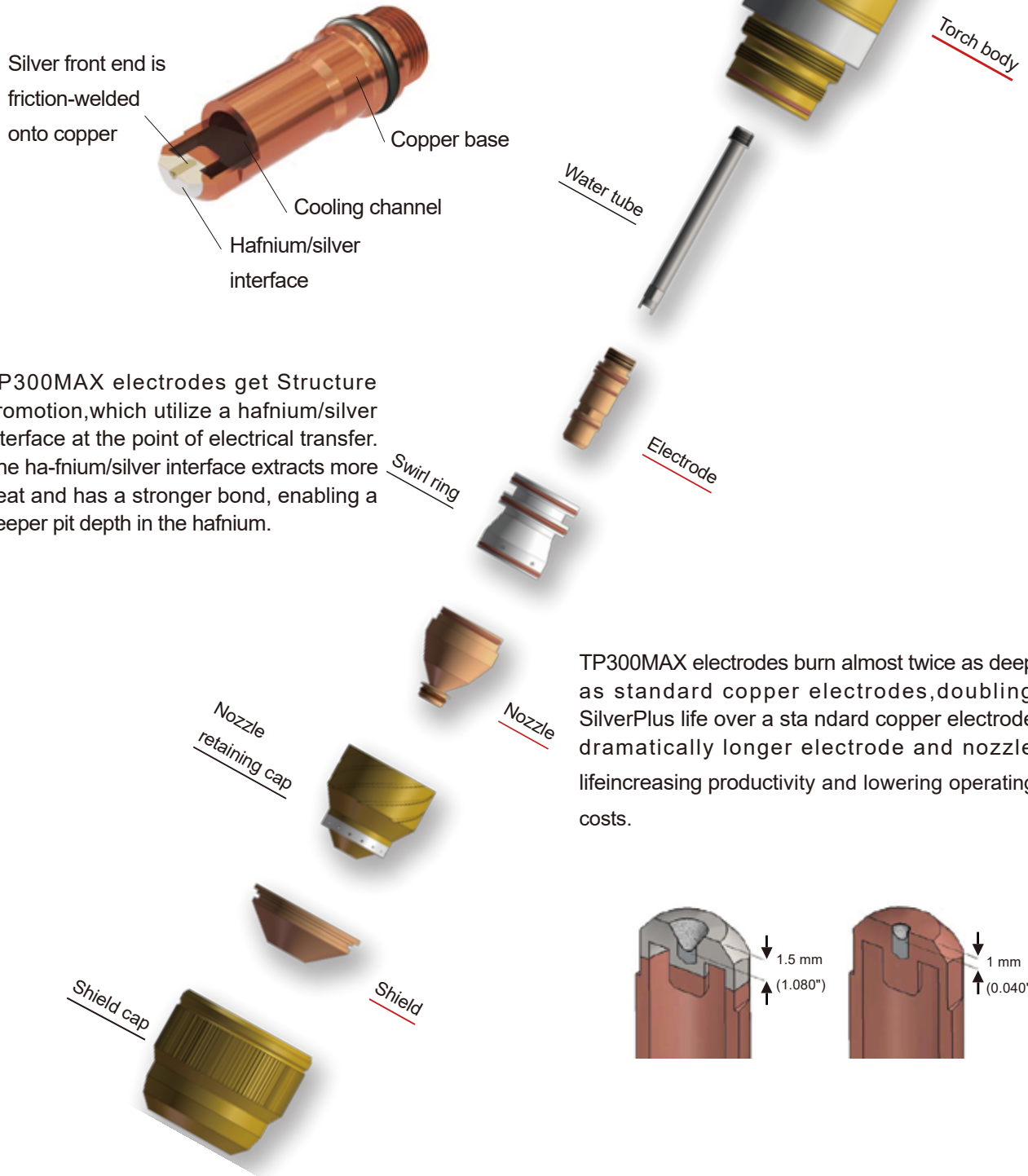
Operating Data (Mild Steel)

Material thickness (mm)	MAX130		MAX200		MAX300		MAX400	
	Cutting current (A)	Cutting speed (mm/min)	Cutting current (A)	Cutting speed (mm/min)	Cutting current (A)	Cutting speed (mm/min)	Cutting current (A)	Cutting speed (mm/min)
10	130	3000	200	3500	-	-	-	-
16	130	1600	200	2600	300	3000	-	-
20	130	1200	200	1700	300	2100	400	2400
25	-	-	200	1400	300	1600	400	1800
30	-	-	200	1000	300	1200	400	1500
40	-	-	-	-	300	850	400	1150
50	-	-	-	-	300	450	400	700
60	-	-	-	-	-	-	400	400
70	-	-	-	-	-	-	400	250

Long-life Consumables' Technology

Torch Improvement

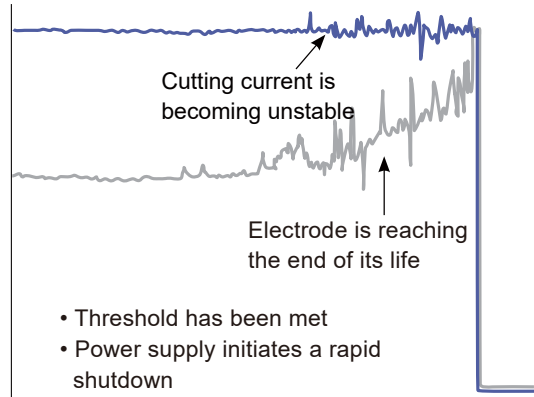
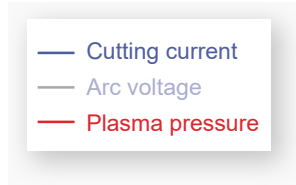
Topwell updates TP300MAX torch to achieve fast cutting speeds, long life, and superior cut quality for high productivity and low operating costs.



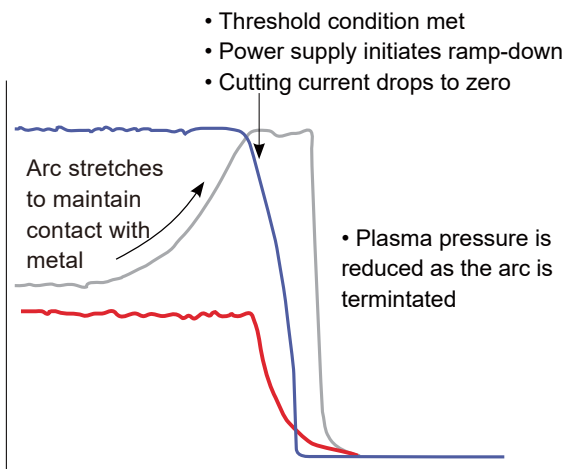
Automatic torch protection

The updated module response and disconnected in time after sensing the unstable current due to the electrode's wear and tear, which dramatically protect torch and extend consumable life.

- Prevents torch failure
- Reduces operating cost



Automatic torch protection



Ramp-down error protection


Automatic ramp-down error protection

when cutting end without proper ramp down of current and gas flow, the module senses and response in time. Power supply initiates ramp-down and cutting current drops to zero to protect electrode, effectively extending consumables life.

- Protects electrode
- Improves realized consumable life
- Reduces operating cost



260A 20 mm plate cutting
After 200 times pierce
300 meters cutting
Almost no loss



260A 20 mm plate cutting
After 340 times pierce 300
meters cutting
Slight loss




260A 20 mm plate cutting
After more than 800 times
Pierce 700 meters cutting
Total run out

Specifications

System	MAX130	MAX200	MAX300	MAX400
Input Voltages	3PH,400V ± 15%	3PH,400V ± 15%	3PH,400V ± 15%	3PH,400V ± 15%
Max. Load Power Capacity	32.5KVA	50KVA	75KVA	100KVA
Rated output voltage	50~200V	50~200V	50~200V	50~200V
Max output current	130A	200A	300A	400A
Open circuit voltage (OCV)	430V	430V	430V	430V
Duty cycle rating	100% @ 130A, at 40°C (104°F)	100% @ 200A, at 40°C (104°F)	100% @ 300A, at 40°C (104°F)	100% @ 400A, at 40°C (104°F)
Operating temperature	-10 °C~40°C	-10 °C~40°C	-10 °C~40°C	-10 °C~40°C
Torch	TP300MAX	TP300MAX	TP300MAX	TP300MAX
Dimensions	700x380x900mm	700x380x900mm	830x460x810mm	830x460x810mm
Weight (complete)	140KG	165KG	243KG	256KG
Certifications	CE,ROHS	CE,ROHS	CE,ROHS	CE,ROHS
Gas supply:				
- Plasma gas	O ₂ ; Air; N ₂ ; H ₃₅	O ₂ ; Air; N ₂ ; H ₃₅	O ₂ ; Air; N ₂ ; H ₃₅	O ₂ ; Air; N ₂ ; H ₃₅
- Shield gas	Air; N ₂	Air; N ₂	Air; N ₂	Air; N ₂

BEVEL cutting



CNC cutting



High Performance Cutting

Web & Mail

www.cn-topwell.com
sales@topwellwelders.com

Phone

(+86)571-88231791
(+86)571-88231792